

# 2023 PUSHMATAHA COUNTY ASSESSOR'S OFFICE REPORT TO THE EXCISE BOARD

07/27/2023

City/Village								
DISTRICT	DESCRIPTION	PERSONAL PROPERTY	REAL PROPERTY	PUBLIC SERVICE	TOTAL VALUATION	HOMESTEAD EXEMPTIONS	OTHER EXEMPTIONS	NET VALUATION
T01	Antlers City	834,361	8,051,728	1,608,030	10,494,119	317,024	105,768	10,071,327
T02	Clayton City	298,289	2,270,777	2,162,494	4,731,560	87,292	49,226	4,595,042
T03	Albion City	28,630	150,689	254,828	434,147	19,990	0	414,157
<b>CITY/VILLAGE TOTAL VALUATION</b>		<b>1,161,280</b>	<b>10,473,194</b>	<b>4,025,352</b>	<b>15,659,826</b>	<b>424,306</b>	<b>154,994</b>	<b>15,080,526</b>

County								
DISTRICT	DESCRIPTION	PERSONAL PROPERTY	REAL PROPERTY	PUBLIC SERVICE	TOTAL VALUATION	HOMESTEAD EXEMPTIONS	OTHER EXEMPTIONS	NET VALUATION
C001	Pushmataha County Genera	22,605,755	57,701,295	15,840,473	96,147,523	2,258,260	1,539,766	92,349,497
<b>COUNTY TOTAL VALUATION</b>		<b>22,605,755</b>	<b>57,701,295</b>	<b>15,840,473</b>	<b>96,147,523</b>	<b>2,258,260</b>	<b>1,539,766</b>	<b>92,349,497</b>

Other								
DISTRICT	DESCRIPTION	PERSONAL PROPERTY	REAL PROPERTY	PUBLIC SERVICE	TOTAL VALUATION	HOMESTEAD EXEMPTIONS	OTHER EXEMPTIONS	NET VALUATION
EMS	EMS	22,605,755	57,701,295	15,840,473	96,147,523	2,258,260	1,539,766	92,349,497
<b>OTHER TOTAL VALUATION</b>		<b>22,605,755</b>	<b>57,701,295</b>	<b>15,840,473</b>	<b>96,147,523</b>	<b>2,258,260</b>	<b>1,539,766</b>	<b>92,349,497</b>

School								
DISTRICT	DESCRIPTION	PERSONAL PROPERTY	REAL PROPERTY	PUBLIC SERVICE	TOTAL VALUATION	HOMESTEAD EXEMPTIONS	OTHER EXEMPTIONS	NET VALUATION
# 2 ALBI	#2 Albion	399,168	2,741,844	971,495	4,112,507	120,490	85,693	3,906,324
#1 RATT	#1 Rattan	1,205,797	7,585,062	632,196	9,423,055	354,125	203,918	8,865,012
#10 CLA	#10 Clayton	4,018,228	7,496,884	4,438,341	15,953,453	233,052	200,777	15,519,624
#13 ANT	#13 Antlers	3,904,467	26,179,605	5,459,234	35,543,306	1,138,373	727,145	33,677,788
#15 NAS	#15 Nashoba	12,216,080	2,821,216	2,413,278	17,450,574	100,653	93,802	17,256,119
#22 MOY	#22 Moyers	399,689	5,954,890	206,943	6,561,522	150,535	122,218	6,288,769
#4 TUSK	#4 Tuskahoma	390,037	3,219,506	1,464,209	5,073,752	126,213	101,183	4,846,356
J-4 CHOC	J-4 Choctaw Soper	21,388	48,867	132,718	202,973	4,000	0	198,973
Jl-14 MC	J-14 McCurtain Smithvill	7,449	468,312	41,877	517,638	15,000	5,030	497,608
Jl-7 ATO	Jl-7 Atoka	307	731	0	1,038	0	0	1,038
Jl-71 MC	J-71 McCurtain Battiest	43,145	1,184,378	80,182	1,307,705	15,819	0	1,291,886

# 2023 PUSHMATAHA COUNTY ASSESSOR'S OFFICE REPORT TO THE EXCISE BOARD

07/27/2023

Vo-Tech								
DISTRICT	DESCRIPTION	PERSONAL PROPERTY	REAL PROPERTY	PUBLIC SERVICE	TOTAL VALUATION	HOMESTEAD EXEMPTIONS	OTHER EXEMPTIONS	NET VALUATION
V7	KIAMICHI VO TECH	21,399,958	50,116,233	15,208,277	86,724,468	1,904,135	1,335,848	83,484,485
<b>VO-TECH TOTAL VALUATION</b>		<b>21,399,958</b>	<b>50,116,233</b>	<b>15,208,277</b>	<b>86,724,468</b>	<b>1,904,135</b>	<b>1,335,848</b>	<b>83,484,485</b>

I, NATALIE STANDRIDGE, Assessor of PUSHMATAHA County Oklahoma, do hereby certify that the foregoing is a true and correct statement of valuations for Real Estate, Personal Property, Public Service and Homestead Exemptions as certified by the State Board of Equalization and shown by the records in the County Assessor's office. Subscribed by my name and affixed the seal of the County Assessors office on this day of 07/27/2023.

State of Oklahoma )  
 ) SS  
 PUSHMATAHA County

*Natalie Standridge*

7/27/23  
Date

NATALIE STANDRIDGE  
 County Assessor  
 PUSHMATAHA County



I, County Clerk of PUSHMATAHA County Oklahoma, do hereby certify that the above is a true, correct and complete list of the valuations of PUSHMATAHA County Oklahoma as certified by the PUSHMATAHA County Assessor's office.

*Gary Bell*

*Cheryl Low*  
*Cheryl Low*

County Clerk  
 PUSHMATAHA County

8/7/2023  
Date



Excise Board:

Real	Count	Value
Agricultural	7	91,160
Commercial	262	3,096,482
Residential	1,162	4,864,086
<b>Total Real Value</b>	<b>1,431</b>	<b>8,051,728</b>

Homestead	280	317,024
Veteran	10	105,768
Other	0	0
<b>Total Exempt</b>	<b>334</b>	<b>422,792</b>

**TIF Increment Value**

**Net Assessed** 7,628,936

**Net Assessed Under Protest**

Senior Freeze	59	183,420
Capped Parcels	1,081	3,568,857

Personal	Count	Value
Agricultural	20	42,965
Commercial	164	746,051
Mobile Home	27	45,345
<b>Total Personal</b>	<b>211</b>	<b>834,361</b>

**Total Exempt** 0 0

**TIF Increment Value**

**Net Assessed** 834,361

**Net Assessed Under Protest**

Public Service	Count	Value
<b>Total PS Value</b>	<b>12</b>	<b>1,608,030</b>

**TIF Increment Value**

**Net Assessed** 1,608,030

**District Totals**

Total Gross Value	10,494,119
Homestead Loss	317,024
Other Exemption Loss	105,768

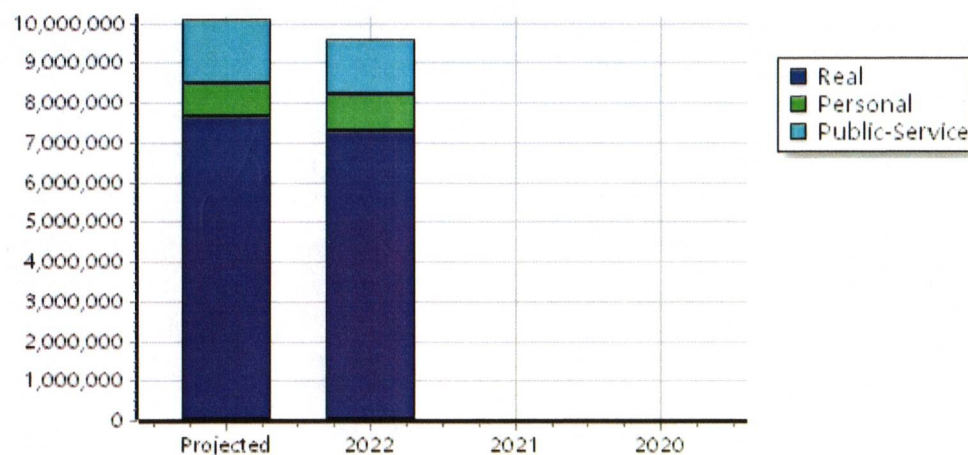
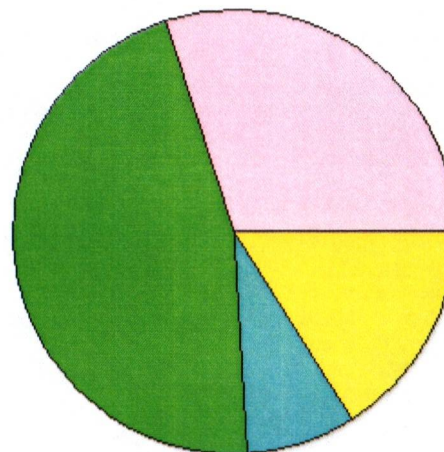
**TIF Increment Value**

**Retained TIF Value**

**Net Assessed Value** 10,071,327

**Net Assessed Under Protest**

\* Public Service Protests Values are not included on this report.



Real	Count	Value
Agricultural	18	123,753
Commercial	82	936,355
Residential	408	1,210,669
<b>Total Real Value</b>	<b>508</b>	<b>2,270,777</b>

Homestead	77	87,292
Veteran	6	49,226
Other	0	0
<b>Total Exempt</b>	<b>94</b>	<b>136,518</b>

**TIF Increment Value**

**Net Assessed** 2,134,259

**Net Assessed Under Protest**

Senior Freeze	15	14,177
Capped Parcels	114	199,705

Personal	Count	Value
Agricultural	8	14,159
Commercial	53	193,113
Mobile Home	45	93,217
<b>Total Personal</b>	<b>106</b>	<b>300,489</b>

**Total Exempt** 2 2,200

**TIF Increment Value**

**Net Assessed** 298,289

**Net Assessed Under Protest**

Public Service	Count	Value
<b>Total PS Value</b>	<b>4</b>	<b>2,162,494</b>

**TIF Increment Value**

**Net Assessed** 2,162,494

**District Totals**

Total Gross Value	4,733,760
Homestead Loss	87,292
Other Exemption Loss	51,426

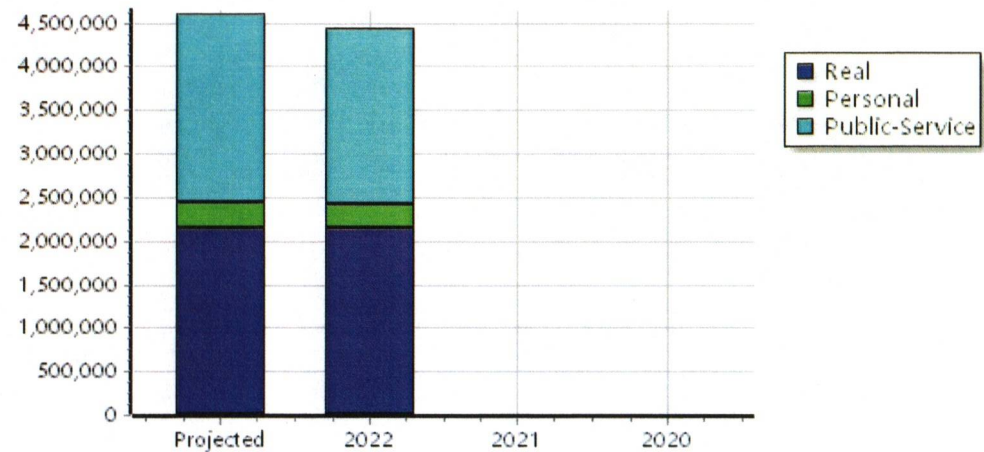
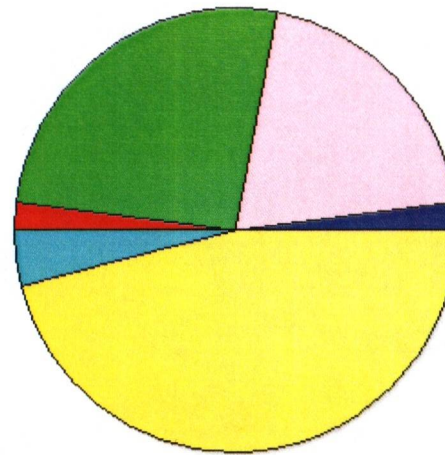
**TIF Increment Value**

**Retained TIF Value**

**Net Assessed Value** 4,595,042

**Net Assessed Under Protest**

\* Public Service Protests Values are not included on this report.



Real	Count	Value
Agricultural	0	0
Commercial	9	5,021
Residential	116	145,668
<b>Total Real Value</b>	<b>125</b>	<b>150,689</b>
Homestead	19	19,990
Veteran	0	0
Other	0	0
<b>Total Exempt</b>	<b>21</b>	<b>19,990</b>

**TIF Increment Value**

**Net Assessed** 130,699

**Net Assessed Under Protest**

Senior Freeze	3	8,866
Capped Parcels	57	36,951

Personal	Count	Value
Agricultural	4	21,964
Commercial	3	2,085
Mobile Home	4	4,581
<b>Total Personal</b>	<b>11</b>	<b>28,630</b>
<b>Total Exempt</b>	<b>0</b>	<b>0</b>

**TIF Increment Value**

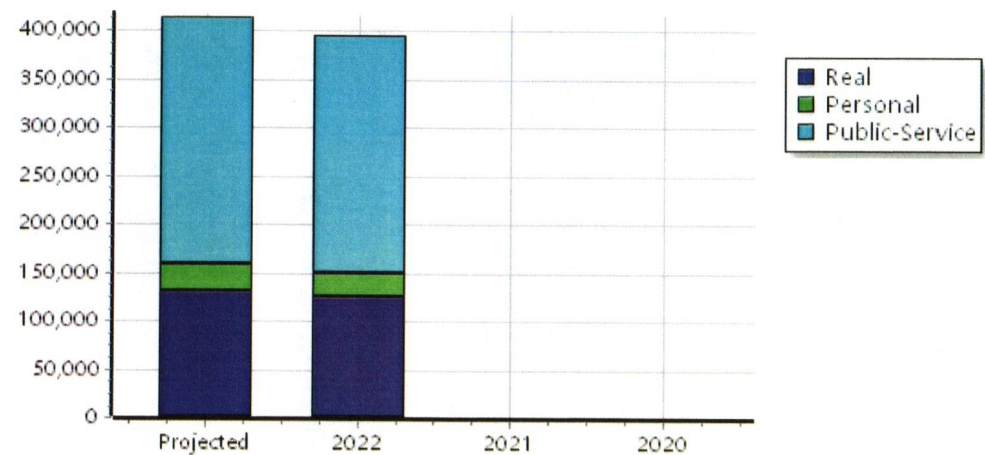

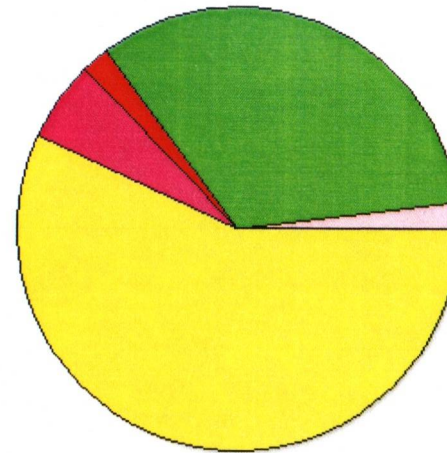
**Net Assessed** 28,630

**Net Assessed Under Protest**

Public Service	Count	Value
<b>Total PS Value</b>	<b>3</b>	<b>254,828</b>

**TIF Increment Value**

**Net Assessed** 254,828



**District Totals**

Total Gross Value	434,147
Homestead Loss	19,990
Other Exemption Loss	0
<b>TIF Increment Value</b>	
<b>Retained TIF Value</b>	
<b>Net Assessed Value</b>	<b>414,157</b>

**Net Assessed Under Protest**

\* Public Service Protests Values are not included on this report.

Real	Count	Value
Agricultural	7,000	22,066,938
Commercial	478	7,126,000
Residential	8,181	28,508,357
<b>Total Real Value</b>	<b>15,659</b>	<b>57,701,295</b>
Homestead	2,053	2,258,260
Veteran	149	1,539,766
Other	0	0
<b>Total Exmpt</b>	<b>2,436</b>	<b>3,798,026</b>

**TIF Increment Value**

**Net Assessed** 53,903,269

**Net Assessed Under Protest**

Senior Freeze	342	1,183,056
Capped Parcels	6,317	39,281,246

Personal	Count	Value
Agricultural	897	2,584,772
Commercial	504	18,221,069
Mobile Home	601	1,814,180
<b>Total Personal</b>	<b>2,002</b>	<b>22,620,021</b>
<b>Total Exmpt</b>	<b>31</b>	<b>14,266</b>

**TIF Increment Value**

**Net Assessed** 22,605,755

**Net Assessed Under Protest**

Public Service	Count	Value
<b>Total PS Value</b>	<b>118</b>	<b>15,840,473</b>

**TIF Increment Value**

**Net Assessed** 15,840,473

**District Totals**

Total Gross Value	96,161,789
Homestead Loss	2,258,260
Other Exemption Loss	1,554,032

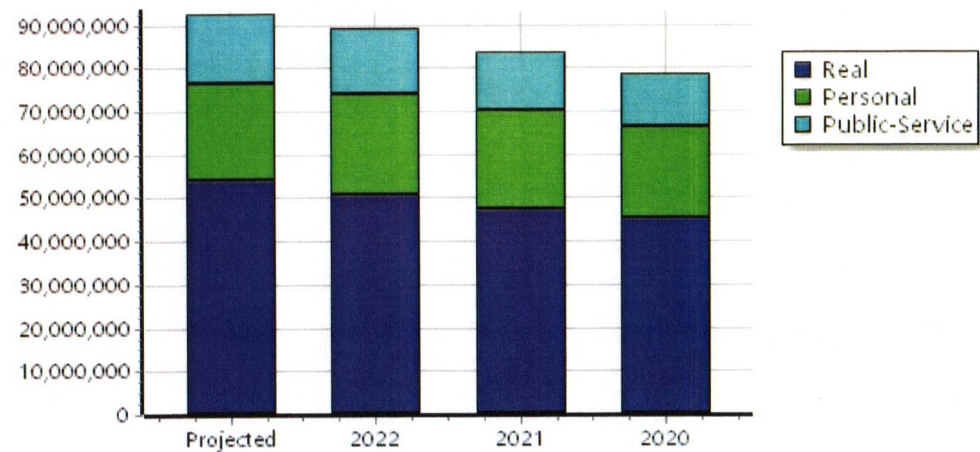
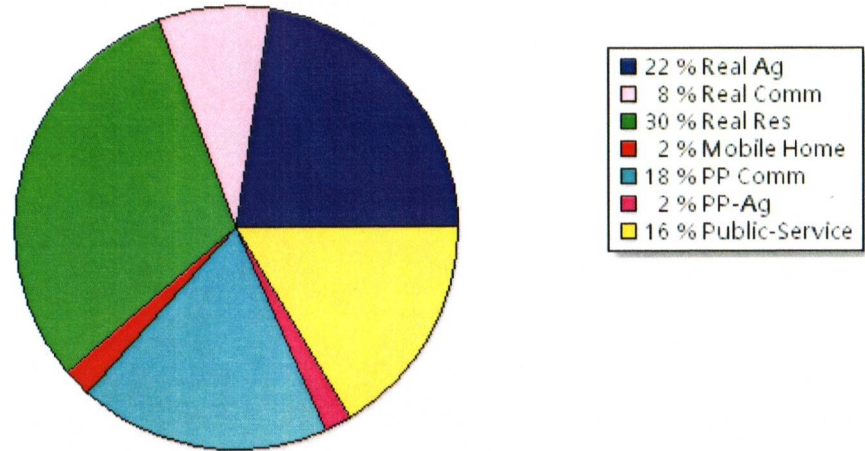
**TIF Increment Value**

**Retained TIF Value**

**Net Assessed Value** 92,349,497

**Net Assessed Under Protest**

\* Public Service Protests Values are not included on this report.



Real	Count	Value
Agricultural	7,000	22,066,938
Commercial	478	7,126,000
Residential	8,181	28,508,357
<b>Total Real Value</b>	<b>15,659</b>	<b>57,701,295</b>
Homestead	2,053	2,258,260
Veteran	149	1,539,766
Other	0	0
<b>Total Exempt</b>	<b>2,436</b>	<b>3,798,026</b>

**TIF Increment Value**

**Net Assessed** 53,903,269

**Net Assessed Under Protest**

Senior Freeze	342	1,183,056
Capped Parcels	6,317	39,281,246

Personal	Count	Value
Agricultural	897	2,584,772
Commercial	504	18,221,069
Mobile Home	601	1,814,180
<b>Total Personal</b>	<b>2,002</b>	<b>22,620,021</b>
<b>Total Exempt</b>	<b>31</b>	<b>14,266</b>

**TIF Increment Value**

**Net Assessed** 22,605,755

**Net Assessed Under Protest**

Public Service	Count	Value
<b>Total PS Value</b>	<b>118</b>	<b>15,840,473</b>

**TIF Increment Value**

**Net Assessed** 15,840,473

**District Totals**

Total Gross Value	96,161,789
Homestead Loss	2,258,260
Other Exemption Loss	1,554,032

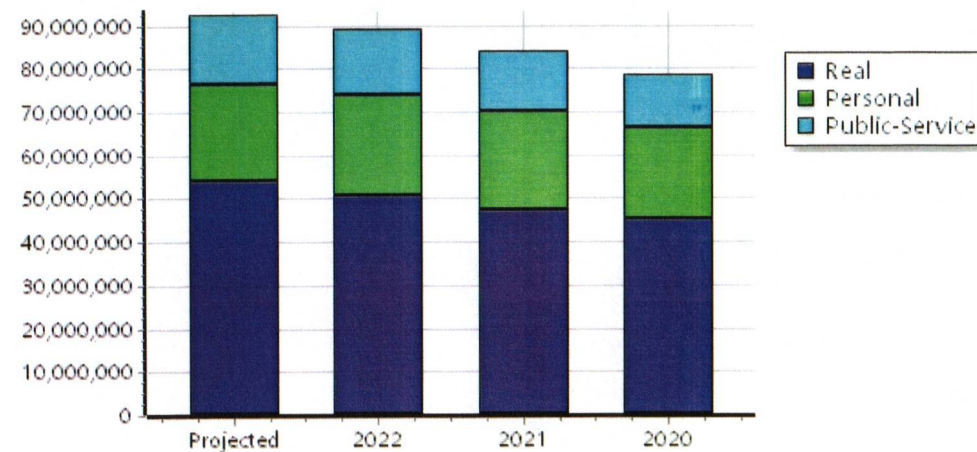
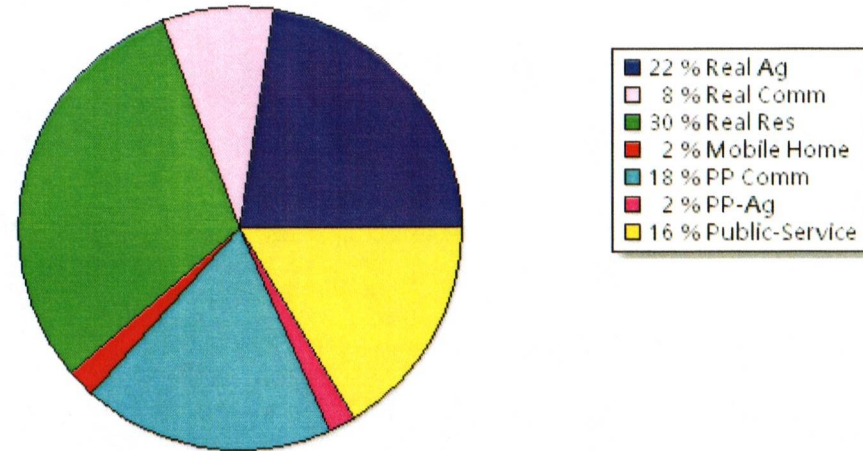
**TIF Increment Value**

**Retained TIF Value**

**Net Assessed Value** 92,349,497

**Net Assessed Under Protest**

\* Public Service Protests Values are not included on this report.



Real	Count	Value
Agricultural	680	1,791,812
Commercial	12	7,917
Residential	380	942,115
<b>Total Real Value</b>	<b>1,072</b>	<b>2,741,844</b>
Homestead	111	120,490
Veteran	9	85,693
Other	0	0
<b>Total Exempt</b>	<b>132</b>	<b>206,183</b>

**TIF Increment Value**

**Net Assessed** 2,535,661

**Net Assessed Under Protest**

Senior Freeze	21	50,733
Capped Parcels	342	560,567

Personal	Count	Value
Agricultural	67	200,240
Commercial	23	52,975
Mobile Home	40	146,353
<b>Total Personal</b>	<b>130</b>	<b>399,568</b>
<b>Total Exempt</b>	<b>2</b>	<b>400</b>

**TIF Increment Value**

**Net Assessed** 399,168

**Net Assessed Under Protest**

Public Service	Count	Value
<b>Total PS Value</b>	<b>12</b>	<b>971,495</b>

**TIF Increment Value**

**Net Assessed** 971,495

**District Totals**

Total Gross Value	4,112,907
Homestead Loss	120,490
Other Exemption Loss	86,093

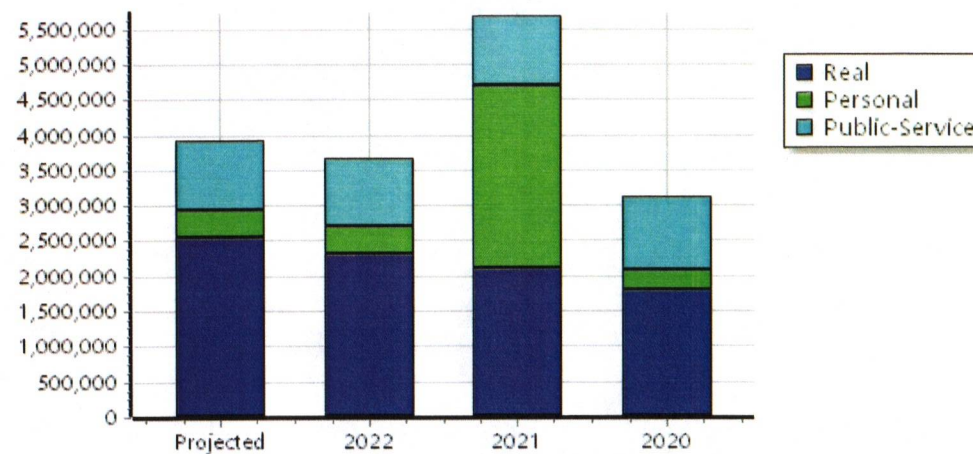
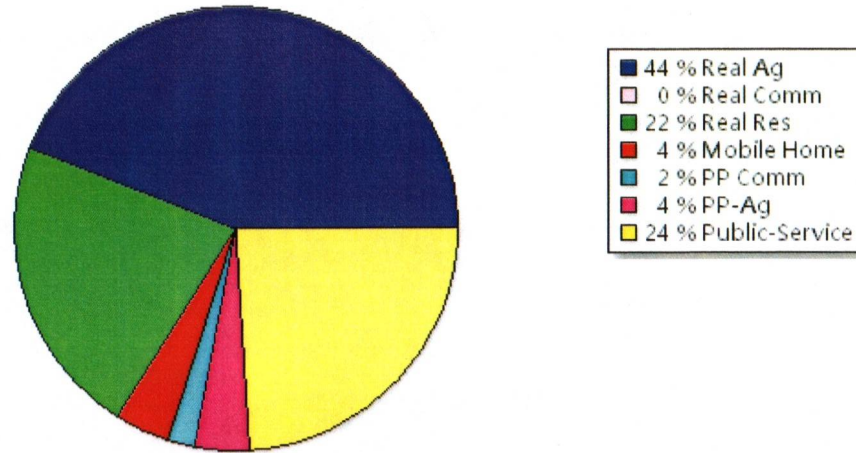
**TIF Increment Value**

**Retained TIF Value**

**Net Assessed Value** 3,906,324

**Net Assessed Under Protest**

\* Public Service Protests Values are not included on this report.





Real	Count	Value
Agricultural	1,208	4,111,672
Commercial	21	329,144
Residential	792	3,144,246
<b>Total Real Value</b>	<b>2,021</b>	<b>7,585,062</b>

Homestead	319	354,125
Veteran	23	203,918
Other	0	0
<b>Total Exempt</b>	<b>380</b>	<b>558,043</b>

**TIF Increment Value**

**Net Assessed** 7,027,019

**Net Assessed Under Protest**

Senior Freeze	45	193,142
Capped Parcels	962	25,621,365

Personal	Count	Value
Agricultural	172	486,280
Commercial	60	209,713
Mobile Home	149	512,804
<b>Total Personal</b>	<b>381</b>	<b>1,208,797</b>

**Total Exempt** 6 3,000

**TIF Increment Value**

**Net Assessed** 1,205,797

**Net Assessed Under Protest**

Public Service	Count	Value
<b>Total PS Value</b>	<b>17</b>	<b>632,196</b>

**TIF Increment Value**

**Net Assessed** 632,196

**District Totals**

Total Gross Value	9,426,055
Homestead Loss	354,125
Other Exemption Loss	206,918

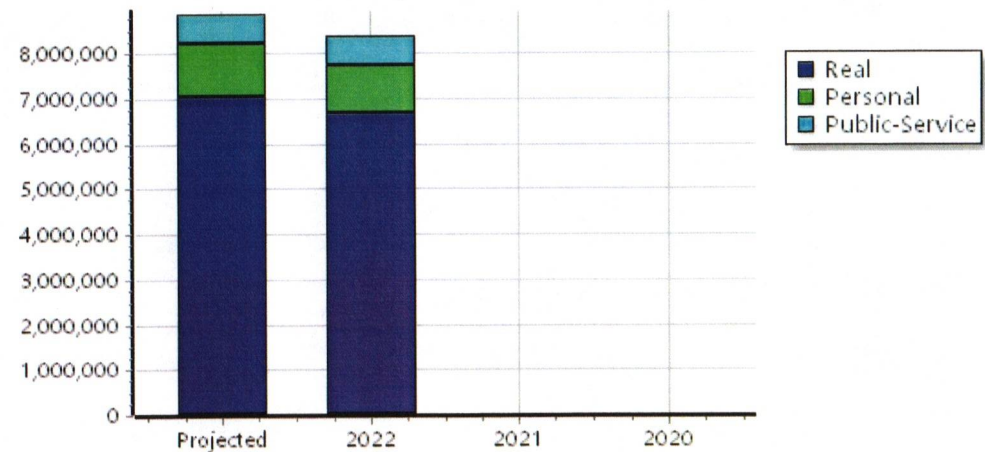
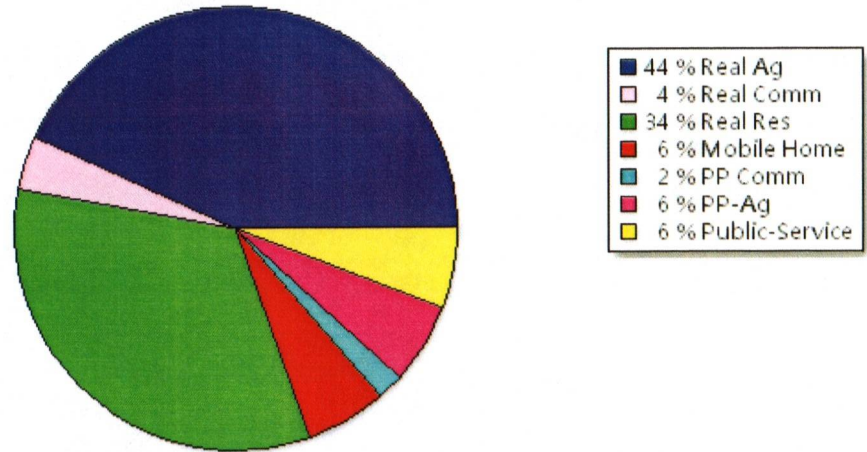
**TIF Increment Value**

**Retained TIF Value**

**Net Assessed Value** 8,865,012

**Net Assessed Under Protest**

\* Public Service Protests Values are not included on this report.



Real	Count	Value
Agricultural	1,238	2,801,447
Commercial	99	986,454
Residential	1,142	3,708,983
<b>Total Real Value</b>	<b>2,479</b>	<b>7,496,884</b>

Homestead	216	233,052
Veteran	18	200,777
Other	0	0
<b>Total Exempt</b>	<b>253</b>	<b>433,829</b>

**TIF Increment Value**

**Net Assessed** 7,063,055

**Net Assessed Under Protest**

Senior Freeze	33	38,858
Capped Parcels	505	678,668

Personal	Count	Value
Agricultural	98	285,680
Commercial	84	3,512,549
Mobile Home	93	222,597
<b>Total Personal</b>	<b>275</b>	<b>4,020,826</b>

**Total Exempt** 4 2,598

**TIF Increment Value**

**Net Assessed** 4,018,228

**Net Assessed Under Protest**

Public Service	Count	Value
<b>Total PS Value</b>	<b>15</b>	<b>4,438,341</b>

**TIF Increment Value**

**Net Assessed** 4,438,341

**District Totals**

Total Gross Value	15,956,051
Homestead Loss	233,052
Other Exemption Loss	203,375

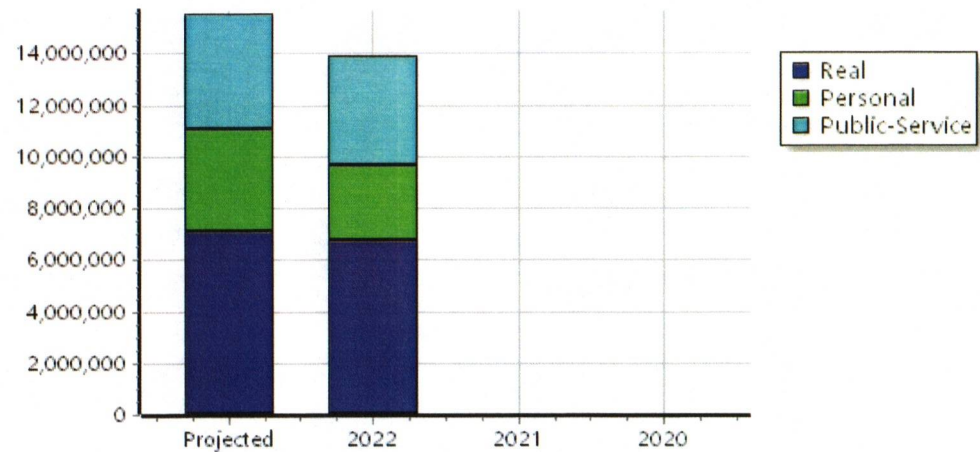
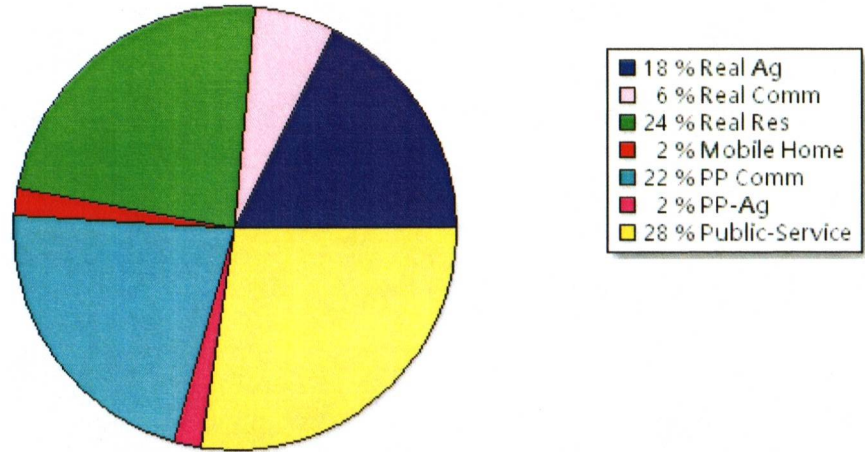
**TIF Increment Value**

**Retained TIF Value**

**Net Assessed Value** 15,519,624

**Net Assessed Under Protest**

\* Public Service Protests Values are not included on this report.



Real	Count	Value
Agricultural	1,739	7,796,382
Commercial	313	5,613,049
Residential	2,634	12,770,174
<b>Total Real Value</b>	<b>4,686</b>	<b>26,179,605</b>
Homestead	1,029	1,138,373
Veteran	64	727,145
Other	0	0
<b>Total Exempt</b>	<b>1,218</b>	<b>1,865,518</b>

**TIF Increment Value**

**Net Assessed** 24,314,087

**Net Assessed Under Protest**

Senior Freeze	180	655,509
Capped Parcels	2,780	9,440,644

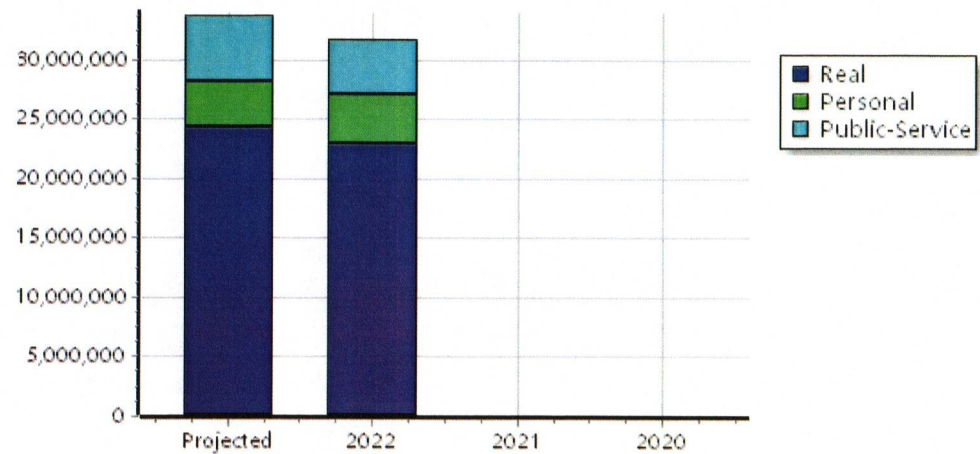
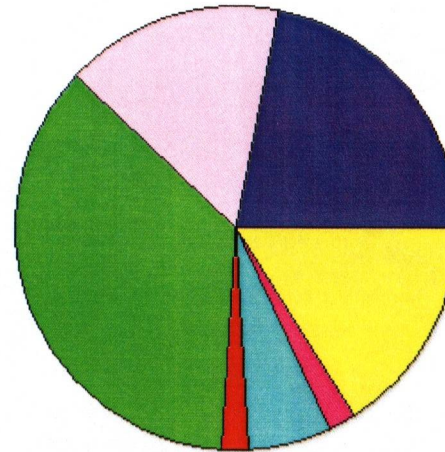
Personal	Count	Value
Agricultural	347	978,314
Commercial	275	2,349,083
Mobile Home	201	584,338
<b>Total Personal</b>	<b>823</b>	<b>3,911,735</b>
<b>Total Exempt</b>	<b>14</b>	<b>7,268</b>

**TIF Increment Value**

**Net Assessed** 3,904,467

**Net Assessed Under Protest**


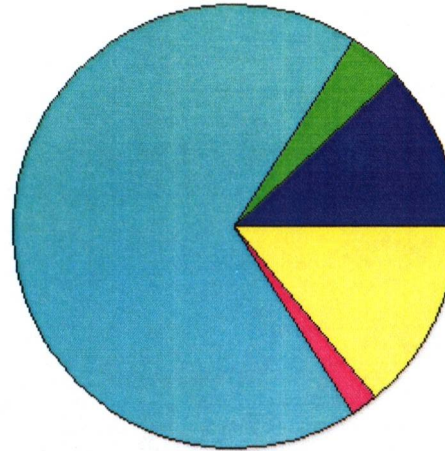
Public Service	Count	Value
<b>Total PS Value</b>	<b>26</b>	<b>5,459,234</b>
<b>TIF Increment Value</b>		
<b>Net Assessed</b>		<b>5,459,234</b>



District Totals	
Total Gross Value	35,550,574
Homestead Loss	1,138,373
Other Exemption Loss	734,413
<b>TIF Increment Value</b>	
<b>Retained TIF Value</b>	
<b>Net Assessed Value</b>	<b>33,677,788</b>
<b>Net Assessed Under Protest</b>	

\* Public Service Protests Values are not included on this report.

Real	Count	Value
Agricultural	517	1,985,220
Commercial	6	15,389
Residential	203	820,607
<b>Total Real Value</b>	<b>726</b>	<b>2,821,216</b>
Homestead	89	100,653
Veteran	6	93,802
Other	0	0
<b>Total Exempt</b>	<b>107</b>	<b>194,455</b>

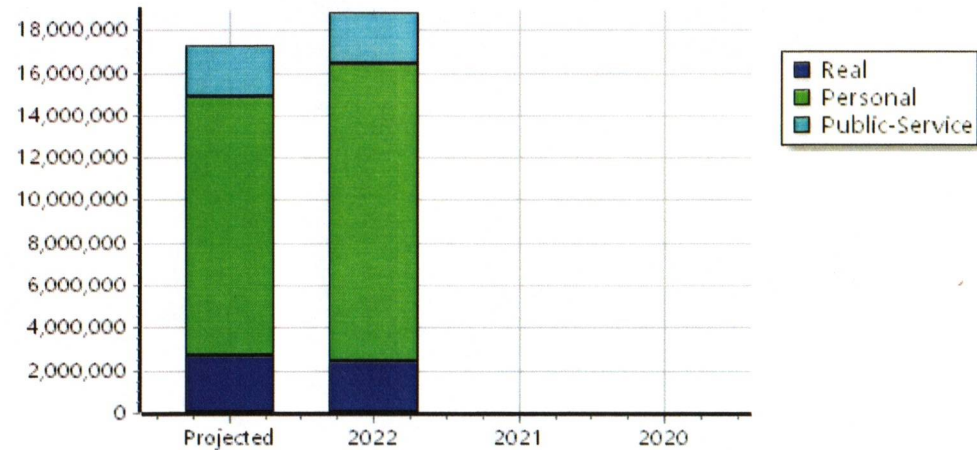


TIF Increment Value	
<b>Net Assessed</b>	<b>2,626,761</b>
<b>Net Assessed Under Protest</b>	
Senior Freeze	20      101,567
Capped Parcels	283      592,327

Personal	Count	Value
Agricultural	74	189,606
Commercial	11	11,903,015
Mobile Home	33	123,659
<b>Total Personal</b>	<b>118</b>	<b>12,216,280</b>
<b>Total Exempt</b>	<b>1</b>	<b>200</b>

TIF Increment Value	
<b>Net Assessed</b>	<b>12,216,080</b>
<b>Net Assessed Under Protest</b>	

Public Service	Count	Value
<b>Total PS Value</b>	<b>11</b>	<b>2,413,278</b>
<b>TIF Increment Value</b>		
<b>Net Assessed</b>		<b>2,413,278</b>



District Totals	
Total Gross Value	17,450,774
Homestead Loss	100,653
Other Exemption Loss	94,002
<b>TIF Increment Value</b>	
<b>Retained TIF Value</b>	
<b>Net Assessed Value</b>	<b>17,256,119</b>
<b>Net Assessed Under Protest</b>	

\* Public Service Protests Values are not included on this report.

Real	Count	Value
Agricultural	850	1,735,420
Commercial	10	61,661
Residential	1,968	4,157,809
<b>Total Real Value</b>	<b>2,828</b>	<b>5,954,890</b>

Homestead	138	150,535
Veteran	16	122,218
Other	0	0
<b>Total Exempt</b>	<b>169</b>	<b>272,753</b>

**TIF Increment Value**

**Net Assessed** 5,682,137

**Net Assessed Under Protest**

Senior Freeze	23	103,635
Capped Parcels	996	1,623,464

Personal	Count	Value
Agricultural	72	212,946
Commercial	26	78,831
Mobile Home	39	108,312
<b>Total Personal</b>	<b>137</b>	<b>400,089</b>

**Total Exempt** 2 400

**TIF Increment Value**

**Net Assessed** 399,689

**Net Assessed Under Protest**

Public Service	Count	Value
<b>Total PS Value</b>	<b>13</b>	<b>206,943</b>

**TIF Increment Value**

**Net Assessed** 206,943

**District Totals**

Total Gross Value	6,561,922
Homestead Loss	150,535
Other Exemption Loss	122,618

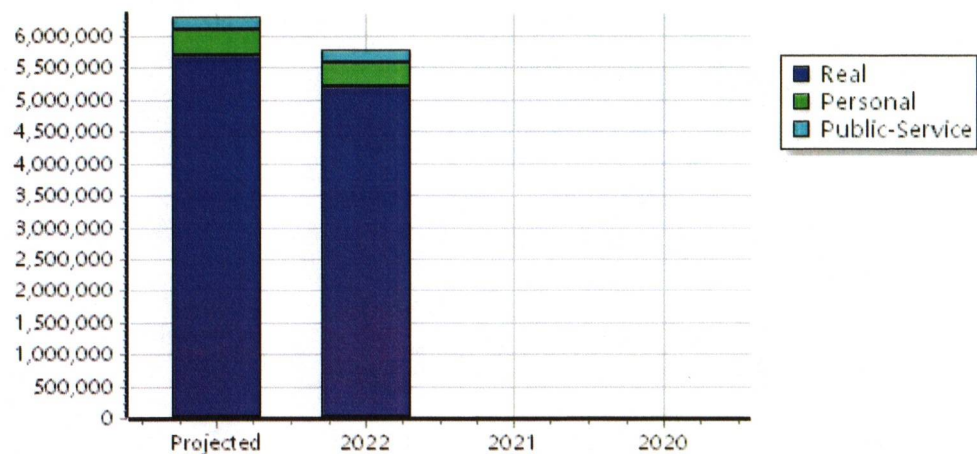
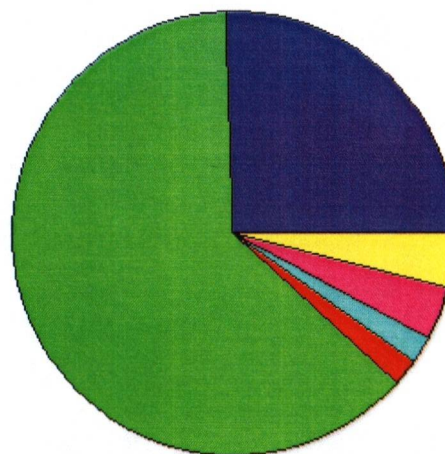
**TIF Increment Value**

**Retained TIF Value**

**Net Assessed Value** 6,288,769

**Net Assessed Under Protest**

\* Public Service Protests Values are not included on this report.



Real	Count	Value
Agricultural	490	1,037,878
Commercial	16	111,066
Residential	544	2,070,562
<b>Total Real Value</b>	<b>1,050</b>	<b>3,219,506</b>
Homestead	117	126,213
Veteran	12	101,183
Other	0	0
<b>Total Exempt</b>	<b>141</b>	<b>227,396</b>

**TIF Increment Value**

**Net Assessed 2,992,110**

**Net Assessed Under Protest**

Senior Freeze	15	22,130
Capped Parcels	237	269,201

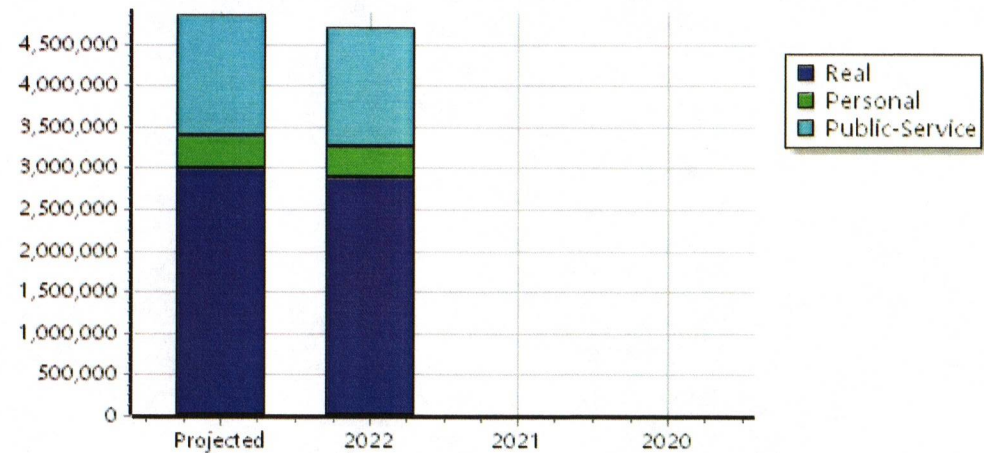
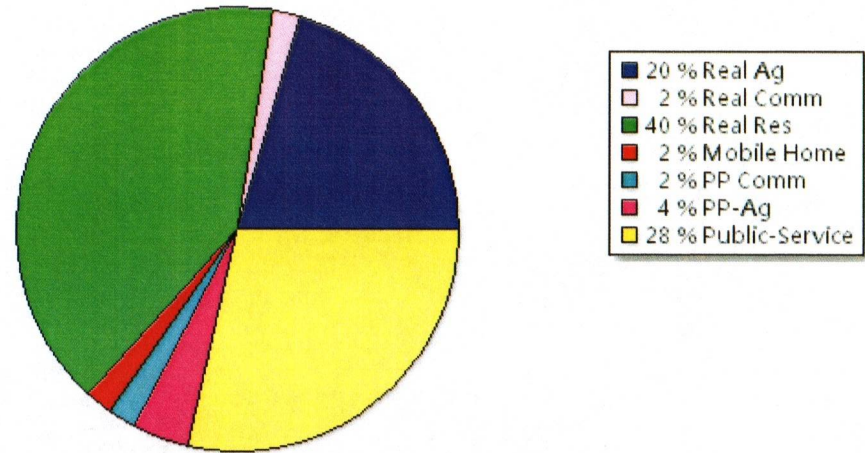
Personal	Count	Value
Agricultural	48	165,538
Commercial	22	114,845
Mobile Home	42	110,054
<b>Total Personal</b>	<b>112</b>	<b>390,437</b>
<b>Total Exempt</b>	<b>2</b>	<b>400</b>

**TIF Increment Value**

**Net Assessed 390,037**

**Net Assessed Under Protest**

Public Service	Count	Value
<b>Total PS Value</b>	<b>10</b>	<b>1,464,209</b>
<b>TIF Increment Value</b>		
<b>Net Assessed</b>		<b>1,464,209</b>



**District Totals**

Total Gross Value	5,074,152
Homestead Loss	126,213
Other Exemption Loss	101,583

**TIF Increment Value**


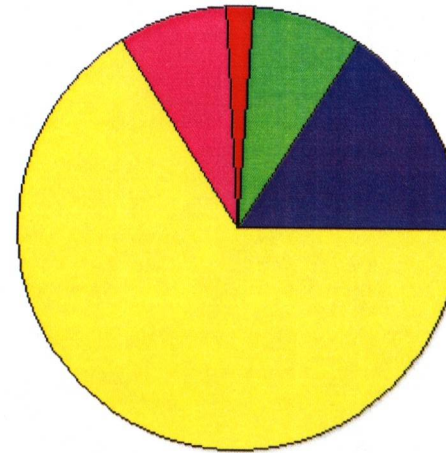
**Retained TIF Value**

**Net Assessed Value 4,846,356**

**Net Assessed Under Protest**

\* Public Service Protests Values are not included on this report.

Real	Count	Value
Agricultural	8	31,101
Commercial	0	0
Residential	4	17,766
<b>Total Real Value</b>	<b>12</b>	<b>48,867</b>
Homestead	4	4,000
Veteran	0	0
Other	0	0
<b>Total Exempt</b>	<b>4</b>	<b>4,000</b>



**TIF Increment Value**

**Net Assessed** 44,867

**Net Assessed Under Protest**

Senior Freeze	1	3,564
Capped Parcels	4	11,236

Personal	Count	Value
Agricultural	2	18,036
Commercial	1	7
Mobile Home	1	3,345
<b>Total Personal</b>	<b>4</b>	<b>21,388</b>
<b>Total Exempt</b>	<b>0</b>	<b>0</b>

**TIF Increment Value**

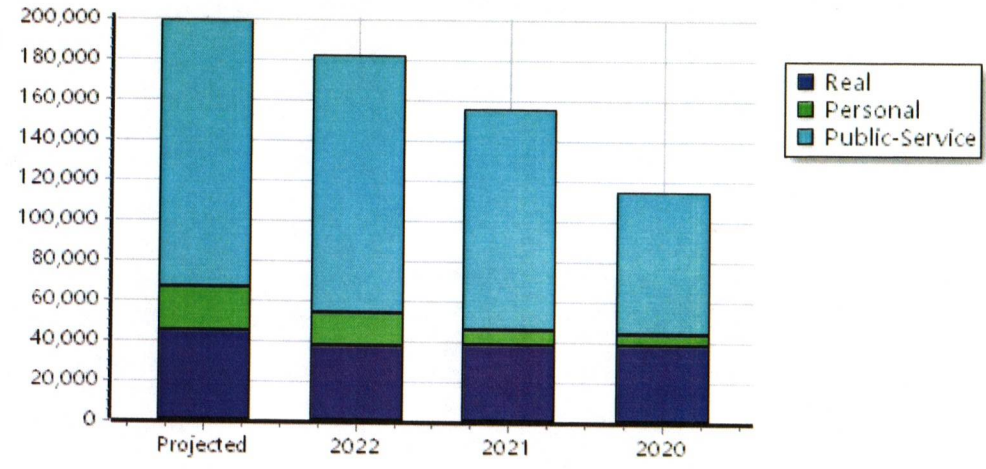
**Net Assessed** 21,388

**Net Assessed Under Protest**

Public Service	Count	Value
<b>Total PS Value</b>	<b>5</b>	<b>132,718</b>

**TIF Increment Value**

**Net Assessed** 132,718



District Totals	
Total Gross Value	202,973
Homestead Loss	4,000
Other Exemption Loss	0
<b>TIF Increment Value</b>	
<b>Retained TIF Value</b>	
<b>Net Assessed Value</b>	<b>198,973</b>
<b>Net Assessed Under Protest</b>	

\* Public Service Protests Values are not included on this report.

Real	Count	Value
Agricultural	107	213,073
Commercial	1	1,320
Residential	66	253,919
<b>Total Real Value</b>	<b>174</b>	<b>468,312</b>
Homestead	14	15,000
Veteran	1	5,030
Other	0	0
<b>Total Exempt</b>	<b>16</b>	<b>20,030</b>

**TIF Increment Value**

**Net Assessed 448,282**

**Net Assessed Under Protest**

Senior Freeze	4	13,918
Capped Parcels	59	128,126

Personal	Count	Value
Agricultural	4	6,875
Commercial	1	33
Mobile Home	1	541
<b>Total Personal</b>	<b>6</b>	<b>7,449</b>
<b>Total Exempt</b>	<b>0</b>	<b>0</b>

**TIF Increment Value**

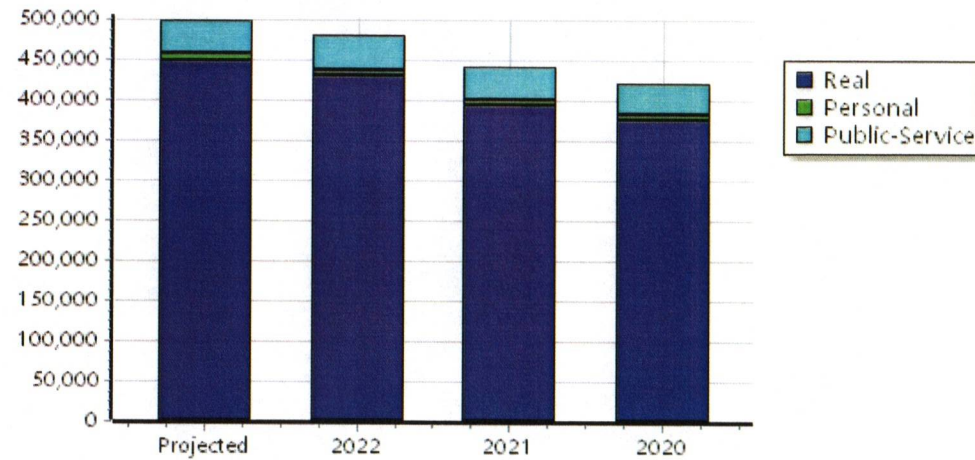
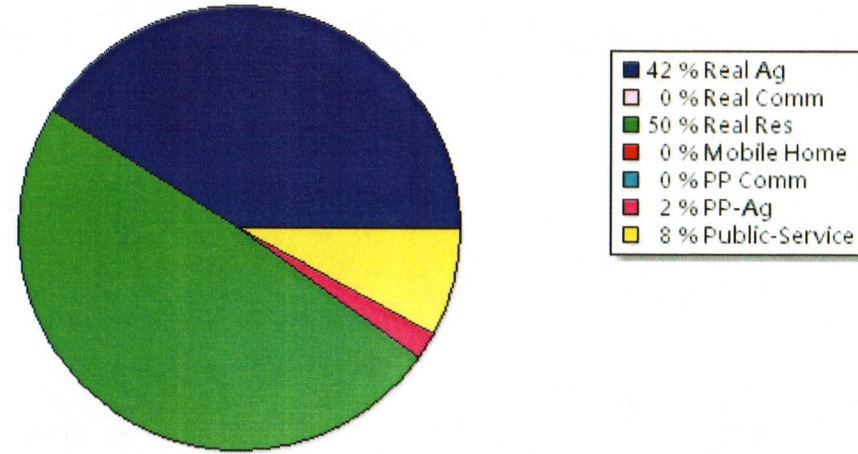
**Net Assessed 7,449**

**Net Assessed Under Protest**

Public Service	Count	Value
<b>Total PS Value</b>	<b>5</b>	<b>41,877</b>

**TIF Increment Value**

**Net Assessed 41,877**




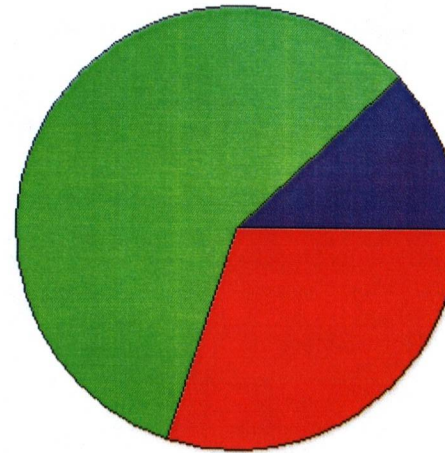
District Totals	
Total Gross Value	517,638
Homestead Loss	15,000
Other Exemption Loss	5,030
<b>TIF Increment Value</b>	
<b>Retained TIF Value</b>	
<b>Net Assessed Value</b>	<b>497,608</b>

**Net Assessed Under Protest**

\* Public Service Protests Values are not included on this report.



Real	Count	Value
Agricultural	1	126
Commercial	0	0
Residential	1	605
<b>Total Real Value</b>	<b>2</b>	<b>731</b>
Homestead	0	0
Veteran	0	0
Other	0	0
<b>Total Exempt</b>	<b>0</b>	<b>0</b>



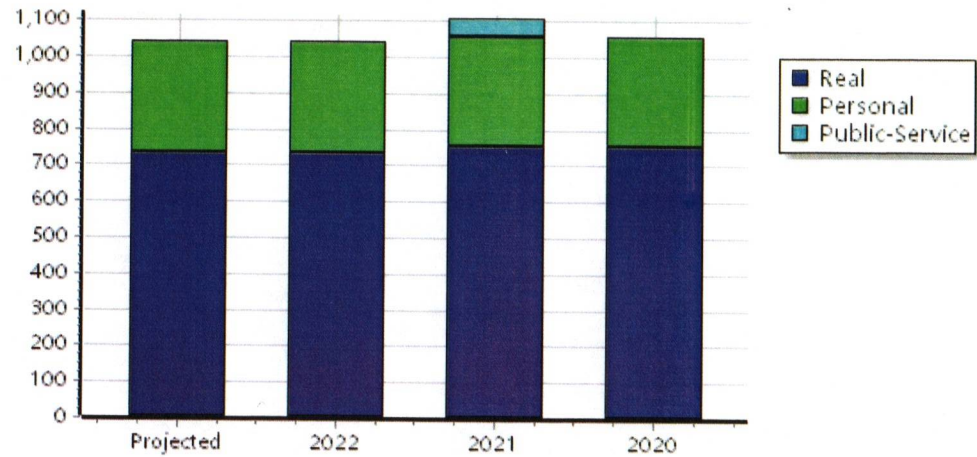
**TIF Increment Value**

**Net Assessed** 731

**Net Assessed Under Protest**

Senior Freeze	0	0
Capped Parcels	0	0

Personal	Count	Value
Agricultural	0	0
Commercial	0	0
Mobile Home	1	307
<b>Total Personal</b>	<b>1</b>	<b>307</b>
<b>Total Exempt</b>	<b>0</b>	<b>0</b>



**TIF Increment Value**

**Net Assessed** 307

**Net Assessed Under Protest**

Public Service	Count	Value
<b>Total PS Value</b>	<b>0</b>	<b>0</b>

**TIF Increment Value**

**Net Assessed** 0

District Totals	
Total Gross Value	1,038
Homestead Loss	0
Other Exemption Loss	0
<b>TIF Increment Value</b>	
<b>Retained TIF Value</b>	
<b>Net Assessed Value</b>	<b>1,038</b>
<b>Net Assessed Under Protest</b>	

\* Public Service Protests Values are not included on this report.

Real	Count	Value
Agricultural	162	562,807
Commercial	0	0
Residential	447	621,571
<b>Total Real Value</b>	<b>609</b>	<b>1,184,378</b>
Homestead	16	15,819
Veteran	0	0
Other	0	0
<b>Total Exempt</b>	<b>16</b>	<b>15,819</b>

**TIF Increment Value**

**Net Assessed** 1,168,559

**Net Assessed Under Protest**

Senior Freeze	0	0
Capped Parcels	149	355,648

Personal	Count	Value
Agricultural	13	41,257
Commercial	1	18
Mobile Home	1	1,870
<b>Total Personal</b>	<b>15</b>	<b>43,145</b>
<b>Total Exempt</b>	<b>0</b>	<b>0</b>

**TIF Increment Value**

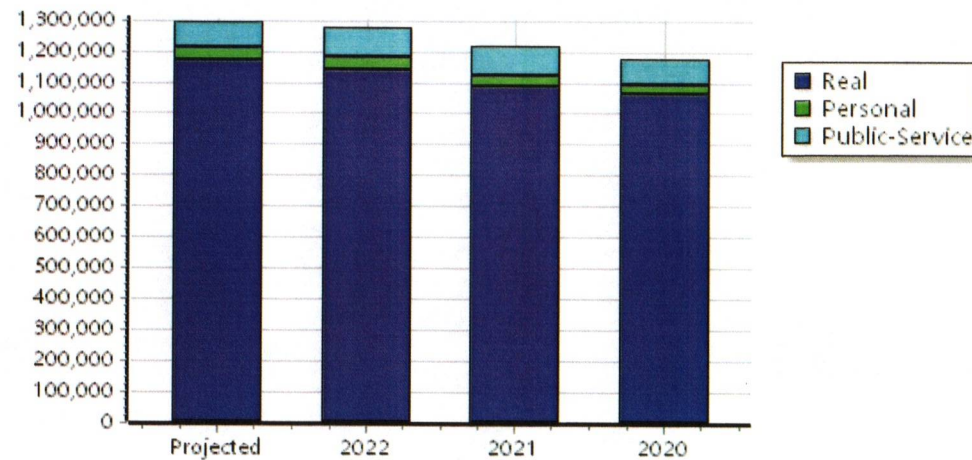
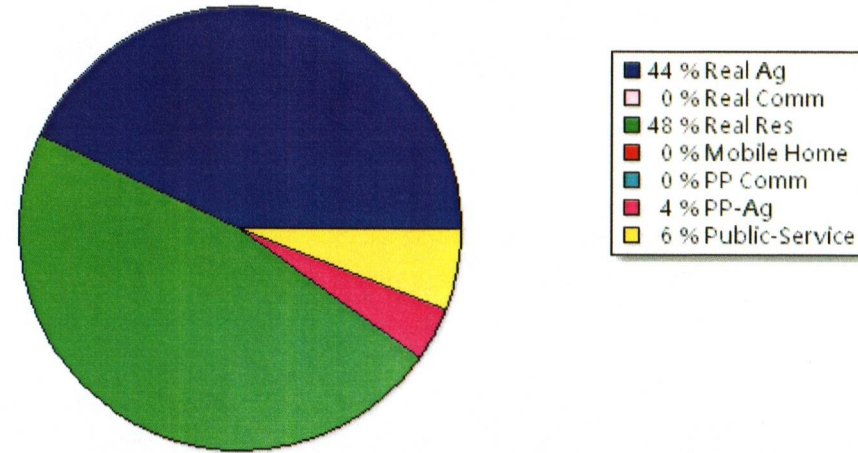
**Net Assessed** 43,145

**Net Assessed Under Protest**

Public Service	Count	Value
<b>Total PS Value</b>	<b>4</b>	<b>80,182</b>

**TIF Increment Value**

**Net Assessed** 80,182




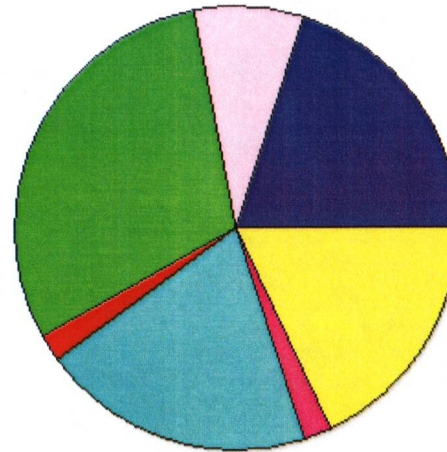
**District Totals**

Total Gross Value	1,307,705
Homestead Loss	15,819
Other Exemption Loss	0
<b>TIF Increment Value</b>	
<b>Retained TIF Value</b>	
<b>Net Assessed Value</b>	<b>1,291,886</b>

**Net Assessed Under Protest**

\* Public Service Protests Values are not included on this report.

Real	Count	Value
Agricultural	5,792	17,955,266
Commercial	457	6,796,856
Residential	7,389	25,364,111
<b>Total Real Value</b>	<b>13,638</b>	<b>50,116,233</b>
Homestead	1,734	1,904,135
Veteran	126	1,335,848
Other	0	0
<b>Total Exempt</b>	<b>2,056</b>	<b>3,239,983</b>

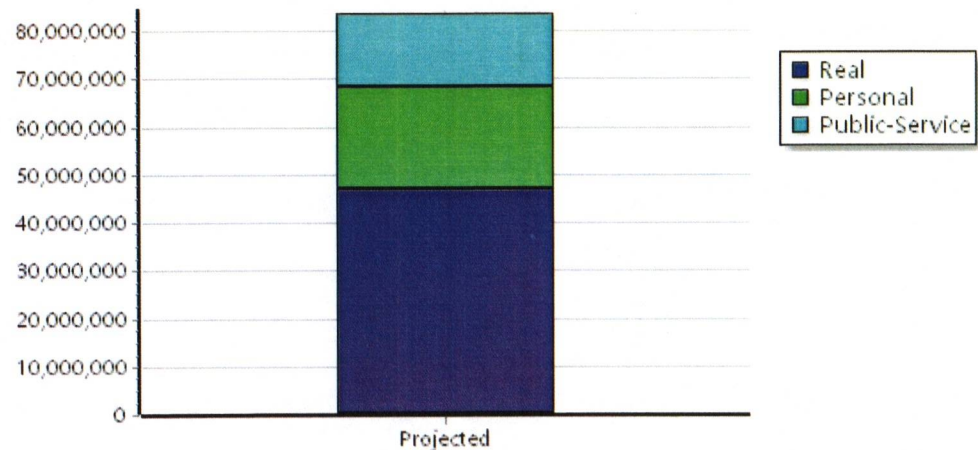


TIF Increment Value	
<b>Net Assessed</b>	<b>46,876,250</b>
<b>Net Assessed Under Protest</b>	
Senior Freeze	297 989,914
Capped Parcels	5,355 13,659,881

Personal	Count	Value
Agricultural	725	2,098,492
Commercial	444	18,011,356
Mobile Home	452	1,301,376
<b>Total Personal</b>	<b>1,621</b>	<b>21,411,224</b>
<b>Total Exempt</b>	<b>25</b>	<b>11,266</b>

TIF Increment Value	
<b>Net Assessed</b>	<b>21,399,958</b>
<b>Net Assessed Under Protest</b>	

Public Service	Count	Value
<b>Total PS Value</b>	<b>101</b>	<b>15,208,277</b>
<b>TIF Increment Value</b>		
<b>Net Assessed</b>		<b>15,208,277</b>



District Totals	
Total Gross Value	86,735,734
Homestead Loss	1,904,135
Other Exemption Loss	1,347,114
<b>TIF Increment Value</b>	
<b>Retained TIF Value</b>	
<b>Net Assessed Value</b>	<b>83,484,485</b>
<b>Net Assessed Under Protest</b>	

\* Public Service Protests Values are not included on this report.